



ARROWHEAD PUZZLE

This makes a 12" block ! It's
a great block for beginners!
:o)




Please abide by the Terms and Conditions of use! :o)

** Preparing the Pieces and Sewing the Block **



Cut the Color 1 3-1/2" x 21" strip of fabric into six 3-1/2" squares. Cut the Color 2 3-1/2" x 7" strip into two 3-1/2" squares. Cut the Color 3 3-1/2" x 28" strip into eight 3-1/2" squares...



Using the standard scant 1/4" seam allowance sew one each of the four rows show at left. Press seams in alternating directions by row. Sew the rows together and your block is complete! Good Job!!

...on to [Page 2!](#)

Aug 29 2006 Marcia Hohn

↑ MH PAPER

Traditional Block

<http://www.quilterscache.com>